

| Front | Alignment                   | Rear |
|-------|-----------------------------|------|
|       | Ride Height                 |      |
|       | Camber                      |      |
|       | Caster                      | N/A  |
| N/A   | Rear Hub Toe                |      |
|       | Toe (Total)                 |      |
|       | Hex Width & Shims           |      |
|       | Wheelbase                   |      |
|       | Steering Rack Ball & Shims  | N/A  |
|       | Steering Block Position     | N/A  |
|       | Steering Block Ball & Shims | N/A  |

Notes:

| Suspension Geometry |                        |
|---------------------|------------------------|
|                     | Shock Position         |
|                     | Camber Link Position   |
|                     | Inner Ball & Shims     |
|                     | Outer Ball & Shims     |
|                     | Outer Arm Mount Insert |
|                     | Outer Mount Shims      |
|                     | Inner Arm Mount Insert |
|                     | Inner Mount Shims      |
|                     | Droop                  |
|                     | Anti-Roll Bar          |

Notes:

| Shocks |         |
|--------|---------|
|        | Oil     |
|        | Piston  |
|        | Rebound |
|        | Spring  |

Notes:

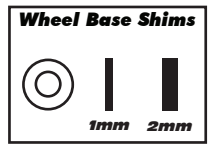
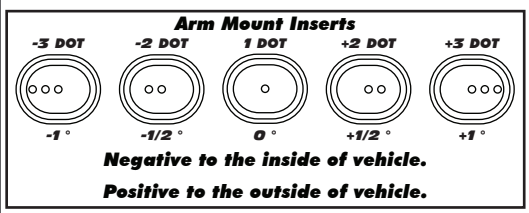
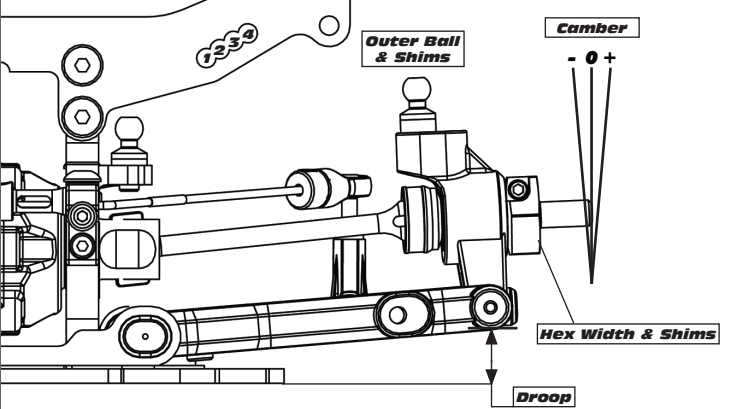
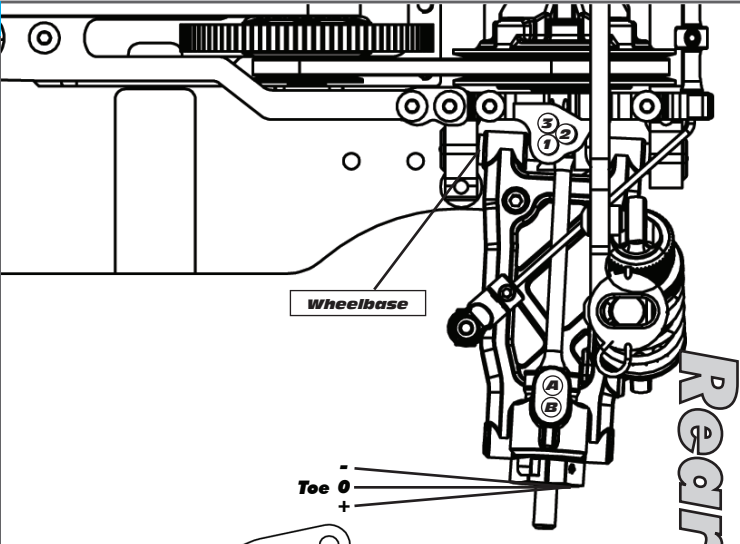
| Differentials |                     |
|---------------|---------------------|
|               | Type                |
|               | Setting             |
|               | Cam Position        |
|               | Belt Tension Number |

Notes:

| Tires |                   |
|-------|-------------------|
|       | Type              |
|       | Tire Diameter     |
|       | Insert & Wheel    |
|       | Additive & Amount |

Notes:

| Chassis |            |
|---------|------------|
|         | Chassis:   |
|         | Top Plate: |
|         | Notes:     |



| Transmitter              |  | Speed Control          |  |
|--------------------------|--|------------------------|--|
| Turning Circle:          |  | E.S.C. Type:           |  |
| Steering Expo:           |  | E.S.C. Settings:       |  |
| Brake E.P. :             |  | Software Version:      |  |
| Throttle Expo:           |  | Notes:                 |  |
| <b>Battery Placement</b> |  | <b>Body &amp; Wing</b> |  |
| Notes:                   |  | Notes:                 |  |

Notes: \_\_\_\_\_

Notes: \_\_\_\_\_

Notes: \_\_\_\_\_